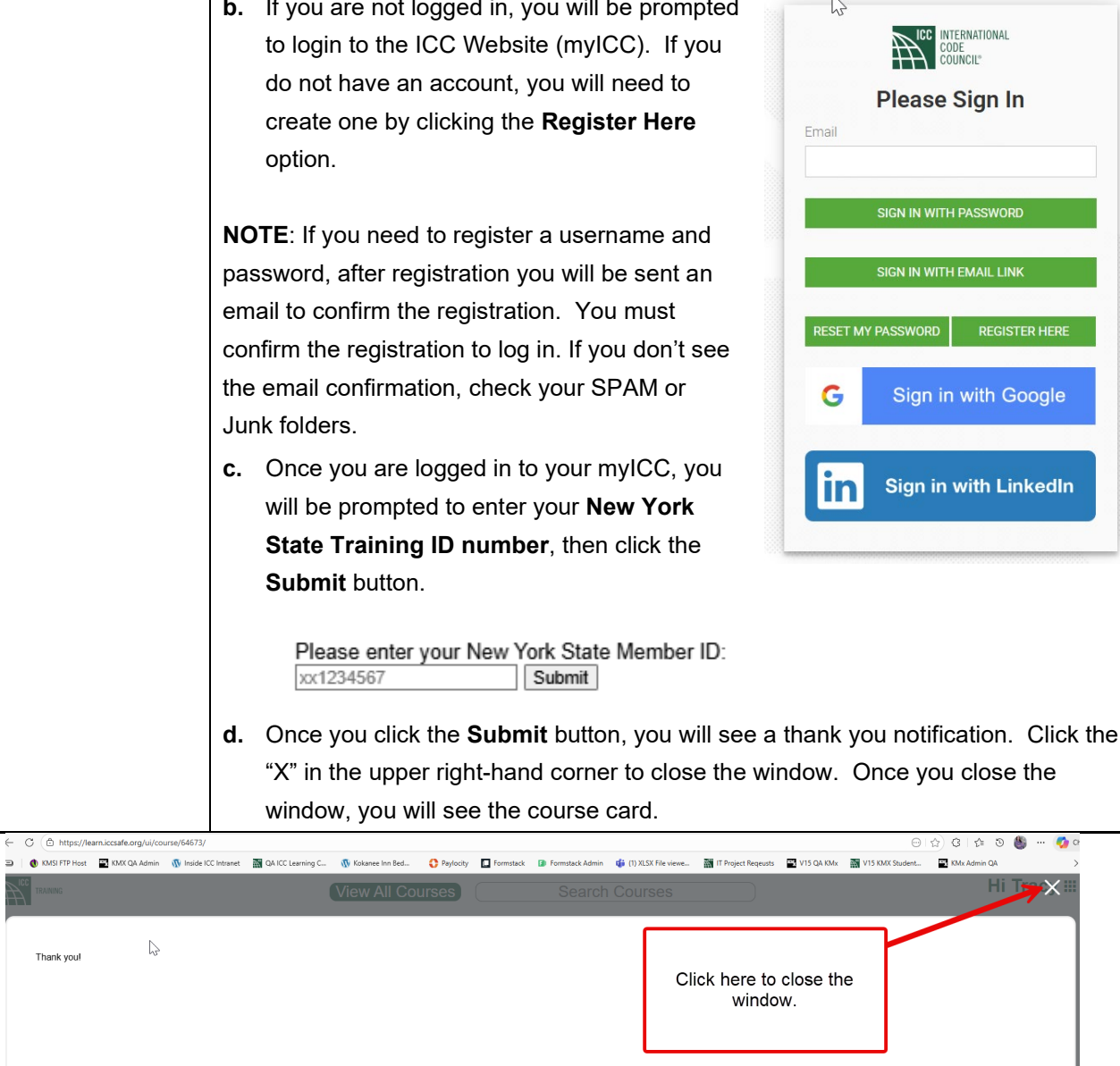


New York State Self-Paced Advance In-Service Instructions

Purpose: To enroll in the NYS courses.

Materials: Computer, internet access, username and password, New York State member ID.

NOTE: This process should be to access the New York State Training modules.

| Actions: | Do this: |
|---|--|
| <p>1. Login to the ICC and enter your New York State Member ID.</p> | <p>a. Open a browser window and navigate to the following URL:</p> <ul style="list-style-type: none"> Part I: https://learn.iccsafe.org/?course_id=64673 <p>b. If you are not logged in, you will be prompted to login to the ICC Website (myICC). If you do not have an account, you will need to create one by clicking the Register Here option.</p> <p>NOTE: If you need to register a username and password, after registration you will be sent an email to confirm the registration. You must confirm the registration to log in. If you don't see the email confirmation, check your SPAM or Junk folders.</p> <p>c. Once you are logged in to your myICC, you will be prompted to enter your New York State Training ID number, then click the Submit button.</p> <p style="text-align: center;">Please enter your New York State Member ID: <input type="text" value="xx1234567"/> <input type="button" value="Submit"/></p> <p>d. Once you click the Submit button, you will see a thank you notification. Click the "X" in the upper right-hand corner to close the window. Once you close the window, you will see the course card.</p> |
|  <p>The image shows two screenshots. The top screenshot is the ICC login page titled 'Please Sign In'. It features an email input field, buttons for 'SIGN IN WITH PASSWORD', 'SIGN IN WITH EMAIL LINK', 'RESET MY PASSWORD', and 'REGISTER HERE'. There are also social login options for Google and LinkedIn. The bottom screenshot shows a browser window with a 'Thank you!' notification window open. A red box highlights the 'X' close button in the top right corner of the notification window, with an arrow pointing to it and the text 'Click here to close the window.'</p> | |




NYS DOS DBSC Advance In-Service Training Part 1



New York State Advanced In-Service Training 2025 Code Update
- Self study classes: Part 1 new your state training Fire Code 1, Fire Code II and Property Maintenance. For NYS BSI officials.
• **Duration:** 4.00 hours

Click the plus sign to enroll in the course. Then click the play button to start.



[Site Tour](#) [FAQs](#) [ICC Privacy Policy](#)

2. Enroll and start the course.

- Click the **plus** sign to enroll in the course.
- In a moment, you will see a notification that you are enrolled in the course and then the course card will display. In place of the plus sign you will see a play arrow. Click the **play** arrow to start the course.



[View All Courses](#)



NYS DOS DBSC Advance In-Service Training Part 1



Status: Not Completed
New York State Advanced In-Service Training 2025 Code Update
- Self study classes: Part 1 new your state training Fire Code 1, Fire Code II and Property Maintenance. For NYS BSI officials.
• **Enrollment Date:** 4/8/2026
• **Duration:** 4.00 hours

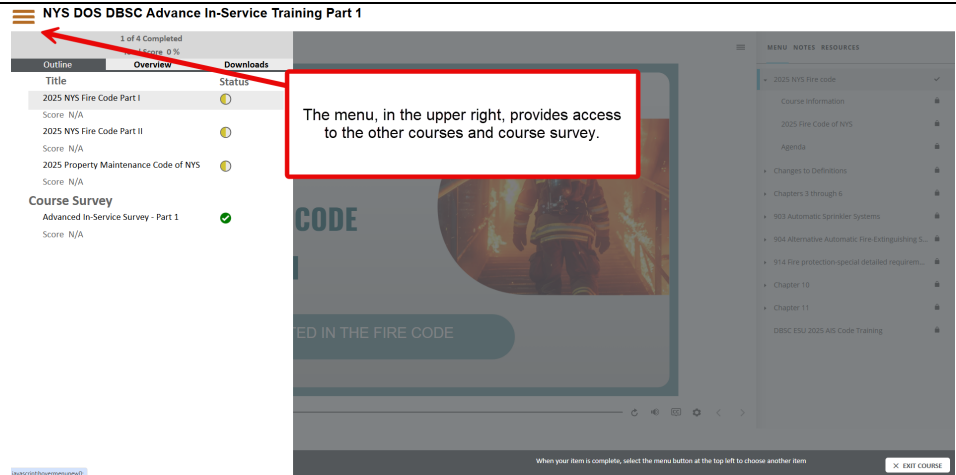
Click the play button to start



[Site Tour](#) [FAQs](#) [ICC Privacy Policy](#)

NOTE: The course is programmed to auto-advance, and you are not able to skip through the content of each course, although you can take the courses in any order.

- Click the orange hamburger menu to the left of the screen to see and access other modules in the course.

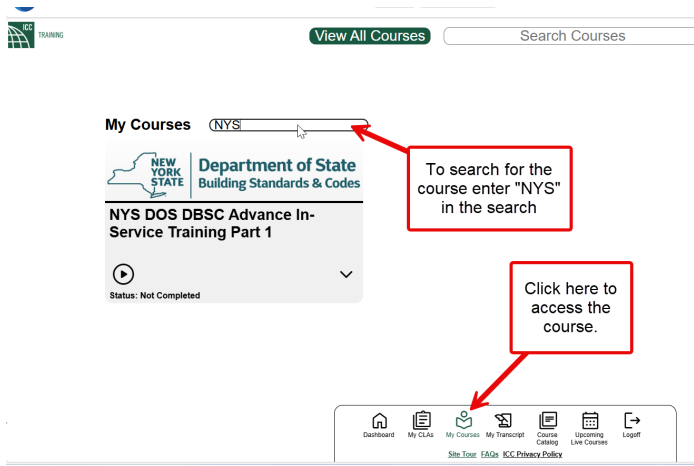


NOTE: The course is programmed to auto-advance, and you are not able to skip through the content of each course, although you are able to take the courses in any order.

Re-entering the course.

If you do not finish the course in one sitting, the course will retain your place. To re-enter the course, follow the steps below:

- a. Go to learn.iccsafe.org and login.
- b. Click **My Courses** from the menu at the bottom of the screen.



- c. If you have multiple courses, you can search for the course by entering “NYS” in the **My Courses** search.
- d. Once the course displays, click the **play** button to resume where you left off.